



H A R D C O V E R E Q U I P M E N T

International Binding & Laminating Systems, Inc.
204, 19232 Enterprise Way Surrey, BC V3S 6J9 Canada
Tel: 604-574-9508 or 1-800-663-8184
Fax: 604-574-3407 or 1-866-574-3407
Web Site: www.bindingandlaminating.com
E-mail: ibls@bindingandlaminating.com


FASTBIND H530

CUSTOM HARD COVERS IN MINUTES

ON-DEMAND AND SHORT RUNS

USE A VARIETY OF COVER MATERIALS

UP TO A4+ FORMAT



MAKE A CUSTOM HARD COVER IN MINUTES

In a print-on-demand (POD) environment, you can easily print graphics, logos and texts on Fastbind tacking sheets, with your inkjet or laser printer. Simply peel-off the adhesive liner and use the Fasbind H530 hard cover maker to precisely attach the cardboard pieces to the tacking sheets or use your imagination and make covers from cloth/linen or leather.

ON-DEMAND AND SHORT RUNS

You can easily make a personalised book or up to 30 books per hour. In a short time, you can be producing high-quality books in a wide variety of formats. Once the cover is built, you can use a Fastbind binder to bind the content with either perfect binding or free-floating spine.

SUPPLIES

Fastbind can supply all the necessary materials to produce hard covers in Print-On-Demand environments. The product family consists of printable tacking papers, tacking fly leaves, greyboards and laminating materials. For the best wear-resistance, it is recommended to laminate the printed-side of the hard cover.


SPECIFICATIONS

	Europe	USA
Capacity hard covers/hour	Up to 120	Up to 120
Max tacking paper size WxH	530 x 370 mm	20.9" x 14.6"
Thickness of the cardboard	0,5 - 6 mm	0.02" - 0.24"
Voltage	220-240V	110/115 V
Frequency/ Max Current	50-60 Hz/ 3A	50-60 Hz/ 6A
Machine Dimensions WxDxH	62 x 43 x 22 cm	24.4" x 17" x 9"
Box dimensions WxDxH	81 x 46,5 x 30 cm	31.9" x 18.3" x 11.8"
Net weight	12 kg	26.5 lbs


* production time depends on operator
 ** depending on specification of material




Easy and accurate cardboard setup.



Both cardboards and spine stick are attached to the tacking paper simultaneously.



Built-in light table for precise registration and quick setups.



The cardboard holder is adjustable for the different cardboard thicknesses.



ATTACH THE CARDBOARDS TO THE TACKING PAPER, CUT THE CORNERS, FOLD LAPS OVER AND YOUR COVER IS READY